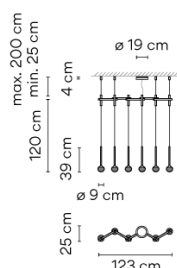
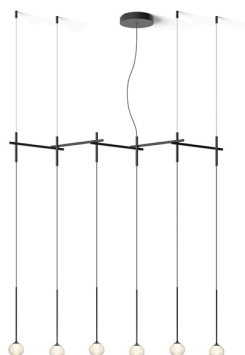


Model Sheet



Optional: Extra cable length
Min. quantity, upcharge and extra lead time apply [EN]

Finish

- 93 White
RAL 9016
- 18 Graphite
ADAPTA RF 9913 WX

LED temperature color 2700 K / 3500 K

Dimming Push; 1-10V; DALI-2 / Casambi

Installation type Surface Canopy

Materials

- Sphere: Blown glass
- Glass fastening: Aluminum
- Diffuser: PC- Polycarbonate
- Pendant structure: Steel

Light source 6 x LED 3,15W 1050mA



LED CRI>90 1873 lm 99
2700 K / 3500 K

Driver Constant Current 1050
100~240 V V 50~60 Hz HZ

Remarks

Request built-in canopy at www.vibia.com

The steel cables that go from the structure to the ceiling are the only ones that allow the height of the lamp to be adjusted. The installation manual describes how to do this and how to cut the cables.



Application Hanging lamps

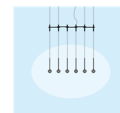
Packaging

- 2 Box
- 1.3 m x 0.499 m x 0.18 m
- Gross weight 9,3
- Net weight 5,8
- Vol. 0.1756

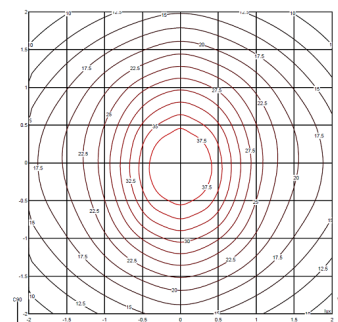
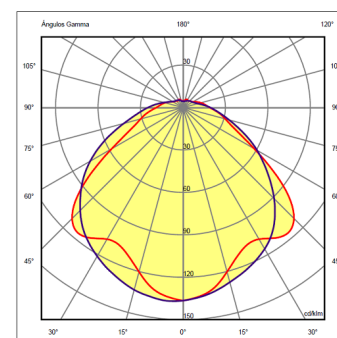
Lighting effect

General lighting

Lamp for general lighting that equally distributes the light in all directions.



Photometric Data



Efficiency 49.59%

Coordinate System CG

Total Flux 1873 lm

Maximum Value 137.10 cd/klm

Other Applications

